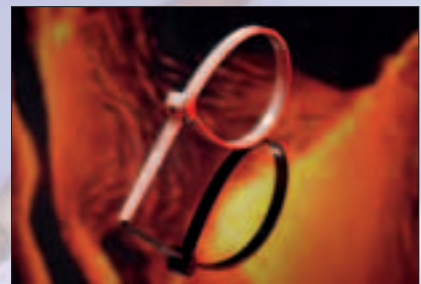



Products for Hazardous Environments

Products for Extreme Conditions

We create solutions which grow with your demands

HellermannTyton



Innovative product solutions need a solid foundation:

Even when technical progress is making life so much easier there are still a lot of projects where the natural environmental conditions are one of the biggest challenge. As a trusted supplier for several projects HellermannTyton is facing this challenge with its passion for the right product for every environment and every application within the scope of Fixing and Fastening, Identification and Protection of cables and wires.

Our design engineers in close co-operation with the product managers and customers take full responsibility for developing every product from conception to the start of production.

Outstanding products are the result of this process. Together with leading aircraft companies we designed the PEEK Tie, a plastic cable tie that withstands temperatures up to 260° C. The aim was to find a solution that fits the market best and complies to all the market needs. The investment in continuous research and development enables us to be ahead of market and processing trends. Our success proves us right: We have so far developed 20,000 products, which have set standards world-wide.

The AMTS and the M-Boss System is a consequent re-engineering of existing technology to a more appropriate solution



that the market required. We offer a complete system instead of a stand-alone product. The re-engineering focus was to reduce application time and to create a lean operating process. The co-operation with our customers allows us to continuously adjust our existing products to up-to-date market trends. This consequent development and modernisation of our products and processes makes us a reliable partner, onwards into the future.

The above-mentioned methods to design state-of-the-art products represent two of the three main principles that characterise our design competence. The third principle is the customer-specific product development: A dedicated engineer would design a product that fits perfect into your environment and is a 100% solution to your challenge. The design would be available in almost all standard high-end CAD systems. As well a prototype made with rapid prototype technology could be supplied within days to do assembly trials.

What our main principles highlight clearly is in fact a complex undertaking in where many factors must interact with each other. This philosophy guarantees that development, quality, production and distribution of technically demanding solutions are at the highest possible level.

PEEK Ties Outside Serrated

Features and Benefits

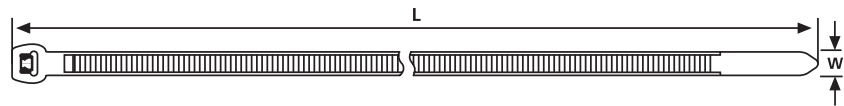
PEEK Ties will withstand temperatures from -55° C up to +260° C. Their chemical resistance, even against acid and gamma radiation is excellent. Furthermore the PEEK Ties are high abrasion resistant. With as little as 4.5mm² strap cross-section it holds a tensile strength of 230N but needs only 6N insertion force. The design offers a good ratio weight to tensile strength. The contoured head takes up less space therefore usage in areas with space restrictions are ideal. Due to the outside serration PEEK Ties are minimising any indentation or damage to cable insulation.

Application

The PEEK Tie has been designed for the Ministry of Defence and Aircraft industry in co-operation with leading companies. With the properties this product claims it is predestined for high temperature applications. This performance will also be appropriate for the drilling industry, railway, offshore or automotive industry. The PEEK Tie is an extraordinary product. It conjuncts the mechanical performance and resistance to environmental influence of a metal tie with the ease of use of a polyamide cable tie.



The contoured head takes up less space, gives a low insertion force and offers high strength.



PEEK Ties



The head design of PEEK Ties

Material Data	
Material	Polyetheretherketone (PEEK)
Operating Temperature	-55 °C to +260 °C
Flammability	UL94 V0



Technical Table									
Article-No.	Type	Length (L)	Width (W)	Bundle Ø min.	Bundle Ø max.	Min. Tensile Strength (N)	Material	Colour	Application Tool
118-00032	PT2A	145	3.4	1.6	35	230	PEEK	Grey (GY)	MK7, MK7P

All dimensions in mm. Subject to technical changes.

AMTS Automated Metal Tying System

AMTS Automated Metal Tying System

Strong, non-perishable Metal Ties and an Automated fitting System to tie them are the components you need if you have to bundle heavy cables in a very secure manner. The AMTS-Metal Ties withstand very high impact loads. HellermannTyton have proven, even a 70G Force, "Missile" simulation, impact test can be withstood. This revolutionary System of Automated Tying metal bands enables a time saving of 30% compared with fully manual steel banding methods.

Features and Benefits


The Automated Metal Tying System is a quick and simple way to apply strong, high performance metal banding. The System comprises a purpose designed applicator tool together with an electric torque driver and AMTS ties. The ties are in pre-cut lengths with a safe, shaped end at the tip of the tie tail which means no sharp edges. The fastening buckle is already securely fitted and so the band is ready to fit from the pack with no assembly required. Optional protective channel is available for additional protection of cables or pipes where necessary.

Application

The applicator tool used in conjunction with the strap is ideal where "saving time" is a key factor. The high load this tie can withstand, makes it suitable for any heavy-duty job in the Rail, Ministry of Defence, Ship and Offshore industries. Made from Stainless Steel, the cable tie will cope with fire and arduous conditions.



Easy to use the AMTS noticeably speeds up bundling processes of heavy metal ties.

Material Data		
	Power Supply	Electric Driver
	Cycle Time	30 sec.
	Weight (Kg)	1.4
	Application	Mobile



Shipyards.



The AMTS-Kit consists of the application tool and the driver.

Technical Table

Article-No.	Type
104-00001	<p>AMTS Kit consists of:</p> <ul style="list-style-type: none"> • Application Tool • Battery powered driver • Two batteries • Battery charger • Application CD <p>Optional: A holster complete with belt to allow for hands free when initially applying the Application Tool</p>

All Dimensions in mm. Subject to technical changes.

AMTS Metal banding

Features and Benefits

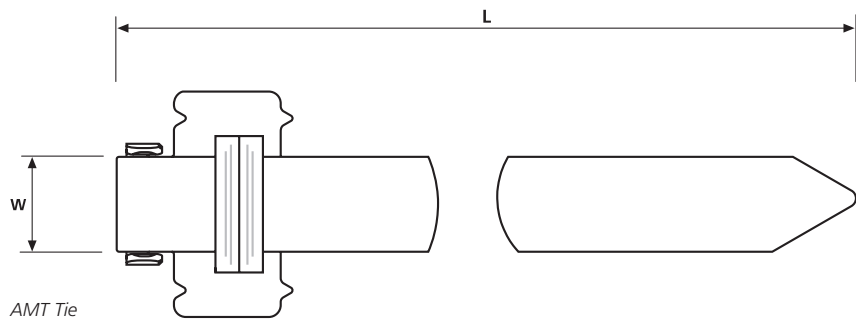
- Five lengths of band are available 500, 600, 800, 1000 and 1500mm
- Single width – 16mm
- Light Duty (0.4mm thickness) and Heavy Duty (0.75mm thickness) available
- Double Band versions available for extra heavy-duty applications
- LFPC163 protective channel available in 1 meter and 25 meter lengths to cut to size

Application

The AMT tie is designed for heavy duty application. The folding mechanism, which ensures tight locking, will not become loose under vibration conditions. Therefore in all safety relevant areas where vibration is normal, like in the Rail, Ship or Construction Industry this product is very suitable.



AMT Ties with and without protective LFPC channel.



AMT Tie

Material Data	
Material	Stainless Steel Type SS316 (SS316)
Operating Temperature	-80 °C to +538 °C
Flammability	Non burning



The high strength banding system - AMT Ties.

Technical Table

Article-No.	Type	Length (L)	Width (W)	Thickness (T)	Bundle Ø max.	Min. Tensile Strength (N)	Material	Application Tool
111-00327	AMT5L16SB	500	16	0.4	110	2500	SS316	AMTS
111-00328	AMT6L16SB	600	16	0.4	140	2500	SS316	AMTS
111-00329	AMT8L16SB	800	16	0.4	205	2500	SS316	AMTS
111-00330	AMT10L16SB	1000	16	0.4	270	2500	SS316	AMTS
111-00331	AMT15L16SB	1500	16	0.4	430	2500	SS316	AMTS

All Dimensions in mm. Subject to technical changes.

Only reference! Additional products are available, see describing text above.

M Range of Stainless Steel Cable Ties


M Range of Stainless Steel Cable Ties

Features and Benefits

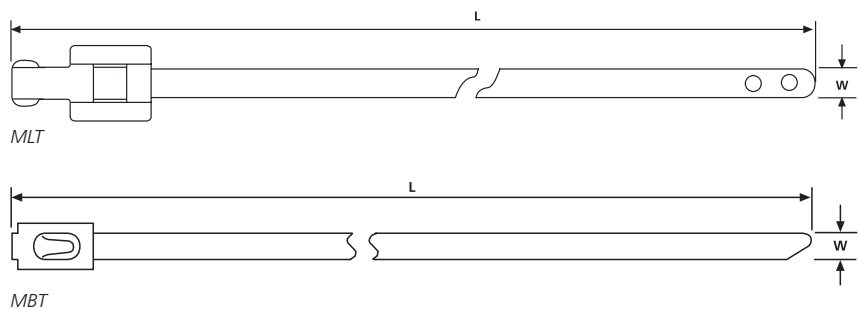
MBT (Metal Ball Ties) ties have a patented non-releasable locking feature and offer infinite adjustment within their length. The MLT ties are a heavy duty type ties, once installed they can be opened and re-used if required. MBT FC Series have Fully Coated straps on the tie for extra cable protection and corrosion resistance on the overall installation to metal cable trays. These ties are available uncoated in both 316 and 304 types of stainless steels.

Application

The stainless steel cable tie range can be used in the most arduous of conditions or where the additional security, strength and fire resistance of a metal fixing is required. Used in all industries from Mass Transit, Ship building, oil rigs, mining, and chemical to theatres and exhibition halls. In the event of a fire, cables will remain securely held in place. This could be vital where emergency exits may potentially become blocked.



Stainless Steel Cable Ties can be used at temperatures up to 538° C.



A technical datasheet for the used coating (SP) is available on request.

Material Data

RoHS	Material	Stainless Steel Type SS316 (SS316)
	Operating Temperature	-80 °C to +538 °C
	Flammability	Non burning



Technical Table

Article-No.	Type	Length (L)	Width (W)	Bundle Ø max.	Min. Tensile Strength (N)	Material	Application Tool
MLT Uncoated							
111-94080	MLT8SS5	230	5	60	850	SS316	MTT4, MTT6
111-94120	MLT12SS5	330	5	90	850	SS316	MTT4, MTT6
111-95160	MLT16SS10	430	10	120	1500	SS316	MTT4, MTT6
111-95241	MLT24SS10	630	10	180	1500	SS316	MTT4, MTT6
MBT Uncoated							
111-93089	MBT8S	201	4.6	50	670	SS316	MK9SST
111-93149	MBT14S	362	4.6	102	670	SS316	MK9SST
111-93209	MBT20S	521	4.6	152	670	SS316	MK9SST
111-93339	MBT33S	838	4.6	254	670	SS316	MK9SST
MBT Fully Coated							
111-00289	MBT8SFC	201	4.6	50	670	SS316, SP	MK9SST
111-00290	MBT14SFC	362	4.6	102	670	SS316, SP	MK9SST
111-00291	MBT20SFC	521	4.6	152	670	SS316, SP	MK9SST
111-00292	MBT27SFC	681	4.6	203	670	SS316, SP	MK9SST

All Dimensions in mm. Subject to technical changes.

Only reference! Additional products available, please contact us.



Please Note for Product Specific Approvals please refer to our Main Catalogue.

M-Boss System, printer and cassette

M-Boss System, printer and cassette

Features and Benefits


M-Boss stainless steel (S316) markers are used to identify cables and pipes in all areas where severe environmental, mechanical or chemical conditions occur; e.g. offshore / petrochemical industry, shipbuilding, railways, and mining.

The 4mm high characters are marked with a computer driven stainless steel embossing machine with supplied software.

A range of 4 marker sizes is now available; 10 characters with 60 mm tags, 15 characters with 80 mm tags, 20 characters with 100 mm tags. Also available is a double line option to create a maximum of 40 characters with a wider 100 mm tag.

The M-Boss Printer is easy to install and run, and is both quiet and clean. The electrically driven system can operate from an ordinary office power source; there is no need for an air supply. The printer is able to work on offshore platforms using a 60Hz power source. As the markers are embossed, there is no metal waste or metallic dust.

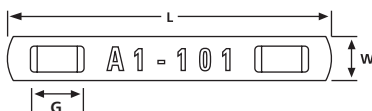
The supplied M-Boss Cassette of 10 markers is palm sized. The cassette is used for marker production and can then be taken by installers to their place of work. The marked strips can be "fanned out" from the magazine so enabling the installer to quickly identify which marker is needed. Use **HellermannTyton** metal cable ties up to 8mm wide to attach the markers.



The M-Boss System.

Material Data	
Power Supply	Electrical
Cycle Time	15 sec. for 20 character tag
Weight (kg)	approx. 87kg
L x H x W	700 x 420 x 830

Material Data	
Material	Stainless Steel Type SS316 (SS316)
Colour	Metal
chem. material properties	Corrosion resistant, weather resistant, antimagnetic. Outstanding chemical resistance to aggressive chemicals, e.g.: industrial vapours, seawater, salt spray in onshore and offshore areas, inorganic acids, hydrochloric acid and halogen salts.
Operating Temperature	-80 °C to +538 °C



Easy to place - the pre- loaded M-Boss Cassette.



Fanned out markers show at a glance which marker to choose.

Technical Table					
Article-No.	Type	Width (W)	Length (L)	Strap Width max. (G)	Pack Cont.
540-10000	M-Boss Printer	830	700		1
540-10001	MBC 10X100	10	100	8	20 cassettes, 200 blank markers

All dimensions in mm. Subject to technical changes.



HellermannTyton

HellermannTyton B.V.
Vanadiumweg 11-C
3812 PX Amersfoort, The Netherlands
Tel: +31 (0)33 460 06 90
Fax: +31 (0)33 460 06 99
E-mail: info@HellermannTyton.nl
www.HellermannTyton.nl