

Data Centre Solutions

RapidNet Distribution Chassis

HellermannTyton

RapidNet Distribution Chassis


HellermannTyton's 4U Distribution Chassis is designed for use with the industry leading RapidNet pre-terminated system where high density patching is required together with class leading patch cord management.

The Chassis enables patch cords to be hidden from view and, with its high quality design and finish, enhances the visual presentation of a high performance data centre.

From standard density 384 fibre LC connections to high density 2,304 fibre MTP connections in each 4U of rack space, a range of different density requirements is catered for, no matter its location. The chassis can also accommodate 96 UTP copper ports.

The RapidNet Distribution Chassis has applications in the Core, Horizontal, Equipment and Intermediate zones within a data centre as well as single rack applications within SME communication rooms.

Increase Space Utilisation



Combining the patching area with the front cable management into a single self-contained 1U of rack space saves valuable room within the racks or cabinets which in turn allows for higher density patching or for installing more active equipment within the same cabinet. This can be particularly valuable in applications such as Storage Area Networks and high density Virtualised Server Clusters.

The Enterprise Chassis is designed to help maximise the return on valuable U space whilst maintaining good access to connectors even when fully loaded, a real advantage when undertaking Moves, Adds & Changes (MACs).

Use of tabbed LC and MTP patch cords from HellermannTyton can assist with the ease of undertaking MACs in high density patching environments.

Facilitates Pre-Termination



For both in-house and third party data centres, speed of deployment can be critical to the success of a project. The use of RapidNet in combination with the 4U Distribution Chassis provides the reduced installation time of the industry leading cassette based pre-terminated solution together with the simplified layout planning facilitated by the Distribution Chassis - equal length looms reduce the risks of over length cables.

Improve Speed and Ease of Deployment



The RapidNet Distribution Chassis has a number of features designed to aid the deployment of RapidNet within the infrastructure:


- Front cable management across the horizontal space means patch leads are well supported before entering the vertical cable managers of the rack or cabinet
- The front of the panel has a hinged door that prevents accidental damage to patch leads whilst maintaining tidiness of the patching field
- Good rear access with 8 cable entry points capable of taking compression glands and also 8 anchoring points for giving strain relief directly to the cables
- A rear hinged door helps to keep the trunk cables area neat and prevents accidental snagging
- Extensive labelling fields, both front and rear, to aid port identification and ease of use

Additional rear cable management options



High density fibre with RapidNet MTP VHD

Easy and clear labelling



Rear cable management



Front cable management



Tabbed connectors for easy installation



Features and Benefits

- Fits into standard 19" racks and cabinets
- 4U of vertical space can accommodate up to 16 RapidNet cassettes
- Can accommodate up to 2,304 fibres per chassis or 96 copper ports
- High quality look and finish enhances the presentation of the patching area
- Hinged front and rear doors offer protection for cable to both the front (patching) and rear (backbone/trunk) of the panel
- Class leading port labelling and identification both front and rear
- Front cable management supports patch cords and helps manage bend radii, reducing the possibility of macro-bending
- Rear cable management for cables from 3 to 20mm and anchoring points to provide strain relief for cables entering the chassis
- Adjustable mounting ears allow forward or backward movement to suit the mounting post position within the rack or cabinet
- Removable doors to make initial patch cord and cable installation easier

Product Dimensions and Ordering Information

Capacity

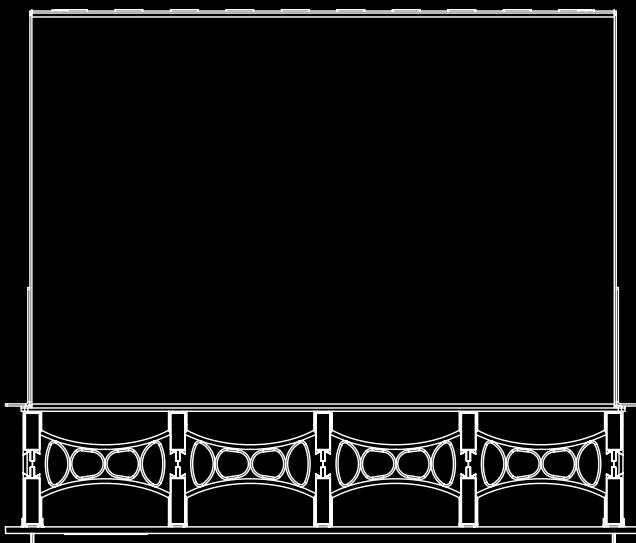
Suitable RapidNet Cassettes		<ul style="list-style-type: none"> MTP VHD 144 & 72 core MTP cassette 24 & 12 fibre Pre-terminated fibre 24 & 12 fibre Copper 6 port UTP: Category 6A, Category 6, Category 5e 			
Maximum Capacities		VHD	MTP	Pre-Term	Copper
	Per U	576	96	96	24
	Per Chassis	2,304	384	384	96
Quantity of Cassettes		16 cassettes maximum of any listed above, blanking plates are available to close any un-used apertures			

Chassis Dimensions

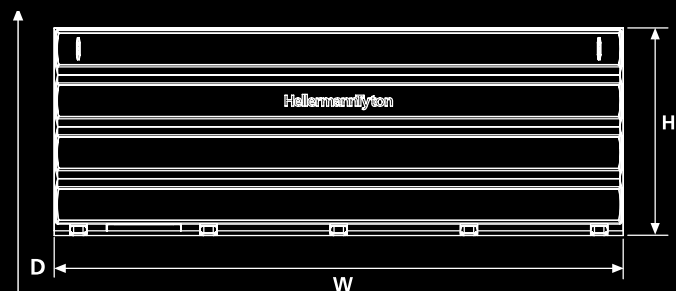
Width (W)	483mm
Height (H)	176mm
Depth (D)	401mm

Technical Drawings

Top View



Front View



Part Numbering

Part Number	Product Description	UNS Number
RNA6UXX-PD4UCN-XX.XX	RapidNet Distribution Chassis 4U, with cage nut fixings	859-30053

Accessories

Part Number	Product Description	UNS Number
CMA-GK01	Gland kit 1m conduit + 2 glands	854-40257
CMA-GK03	Gland kit 3m conduit + 2 glands	854-40258
CMA-GK10	Gland kit 10m conduit + 10 glands	854-40259
CMA-GK25	Gland kit 25m conduit + 10 glands	854-40260
DCMJST	RJ45 Rubber Dust Cover	854-40177
RNA-BLANK	RapidNet™ Blank - V2	851-40196
CT036-010	Velcro Cable Ties - Pack of 10	854-40264



HellermannTyton Data Ltd
Cornwell Business Park
Salthouse Road, Brackmills
Northampton NN4 7EX

HellermannTyton

Tel: +44(0)1604 707420 Web: www.htdata.co.uk